



_____ IS A
VOICE
FOR NATURE

B B C

**CHILDREN
IN NEED**

**BECOME A
VOICE
FOR NATURE**

PRIMARY SCHOOLS BECOME A VOICE FOR NATURE RESOURCES PACK

CONTENTS

Resources for Ages 4-11

Become A Voice for Nature Poster	1
I Will Become a Voice for Nature Tree	3
Sir David Attenborough Nature Portrait	4
Colouring Pages	5
Pudsey Goes Green Page	14

Additional resources for Ages 7-11:

Use Your Voice to Narrate Planet Earth III	15
A Window to Nature	17
Paint by Numbers Mindfulness Activities	18



**CHILDREN
IN NEED**

**BECOME A
VOICE
FOR NATURE**

I WILL BECOME A VOICE FOR NATURE

In groups or individually, decorate this tree with leaves as a promise to look after nature and to speak with your friends and family about protecting our planet. Here's how you can do this:

1


Give the tree some leaves by adding handprints or drawing leaves of your own

2

Sign your handprint or leaf drawings with your name

3

If you want to go a step further, you could write a wish for the planet's future!



B B C

**CHILDREN
IN NEED**

**BECOME A
VOICE
FOR NATURE**



B B C

**CHILDREN
IN NEED**

**BECOME A
VOICE
FOR NATURE**

OSTRICH

COLOUR ME IN!

Colour this image in and put it up on display for everyone to see.



DID YOU KNOW?

Ostriches have not one, not two, but **three** stomachs!



Teachers, head to the [BBC Children in Need](https://www.bbc.com/children-in-need) website to pull up a picture of this animal to help your pupils with their colouring.

B B C

**CHILDREN
IN NEED**

BECOME A
VOICE
FOR NATURE


HORN SHARK

COLOUR ME IN!

Colour this image in and put it up on display for everyone to see.

DID YOU KNOW?

Hornsharks hunt at night, scanning the seafloor for food such as sea urchins and crabs!



Teachers, head to the [BBC Children in Need](https://www.bbc.com/children-in-need) website to pull up a picture of this animal to help your pupils with their colouring.

B B C

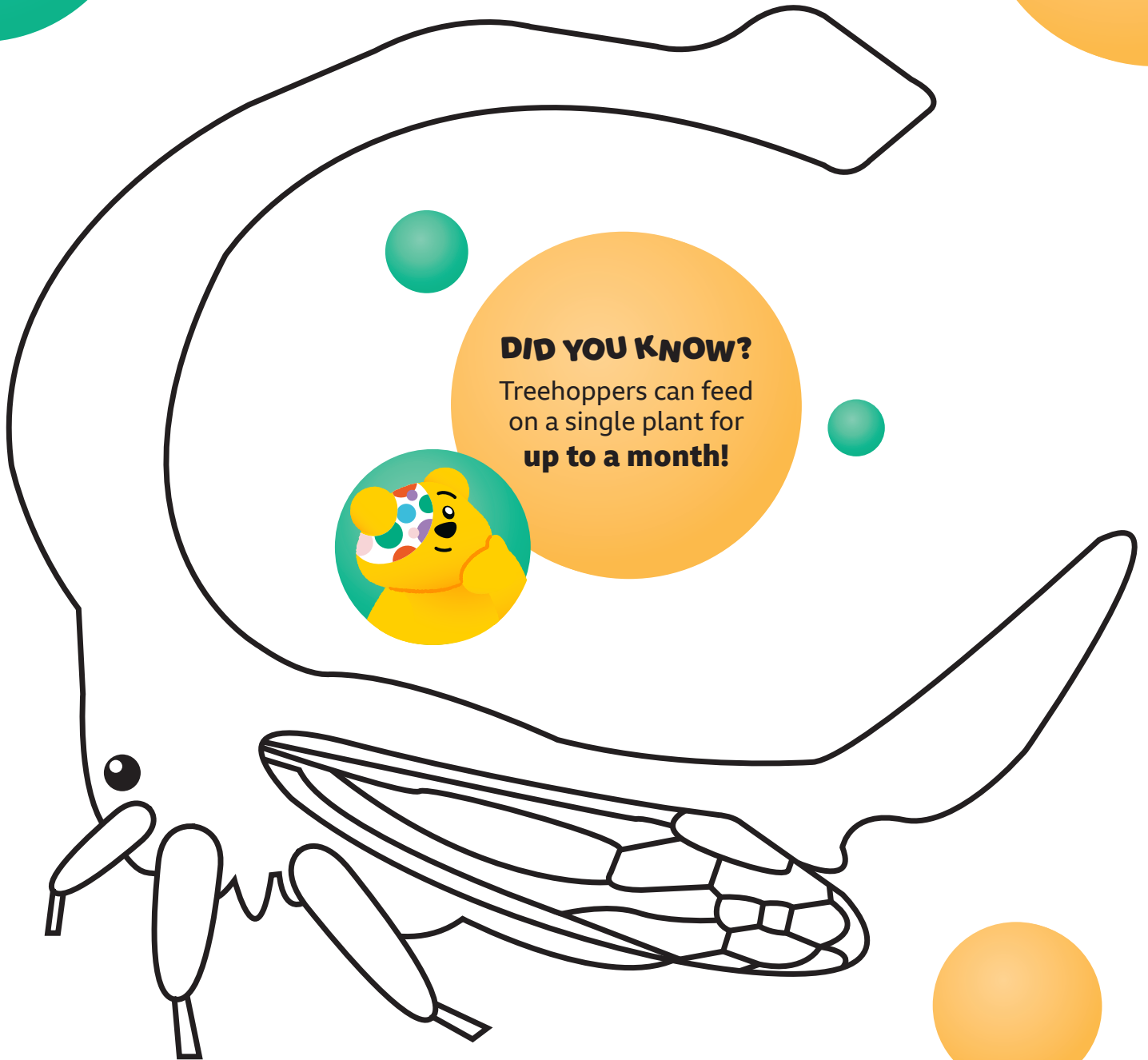
**CHILDREN
IN NEED**

**BECOME A
VOICE
FOR NATURE**

TREEHOPPER

COLOUR ME IN!

Colour this image in and put it up on display for everyone to see.



DID YOU KNOW?

Treehoppers can feed on a single plant for up to a month!



Teachers, head to the [BBC Children in Need](https://www.bbc.com/children-in-need) website to pull up a picture of this animal to help your pupils with their colouring.

B B C

**CHILDREN
IN NEED**

**BECOME A
VOICE
FOR NATURE**

LEOPARD


DID YOU KNOW?

Leopards' spots are called **rosettes!**



COLOUR ME IN!

Colour this image in and put it up on display for everyone to see.



B B C

**CHILDREN
IN NEED**

**BECOME A
VOICE
FOR NATURE**

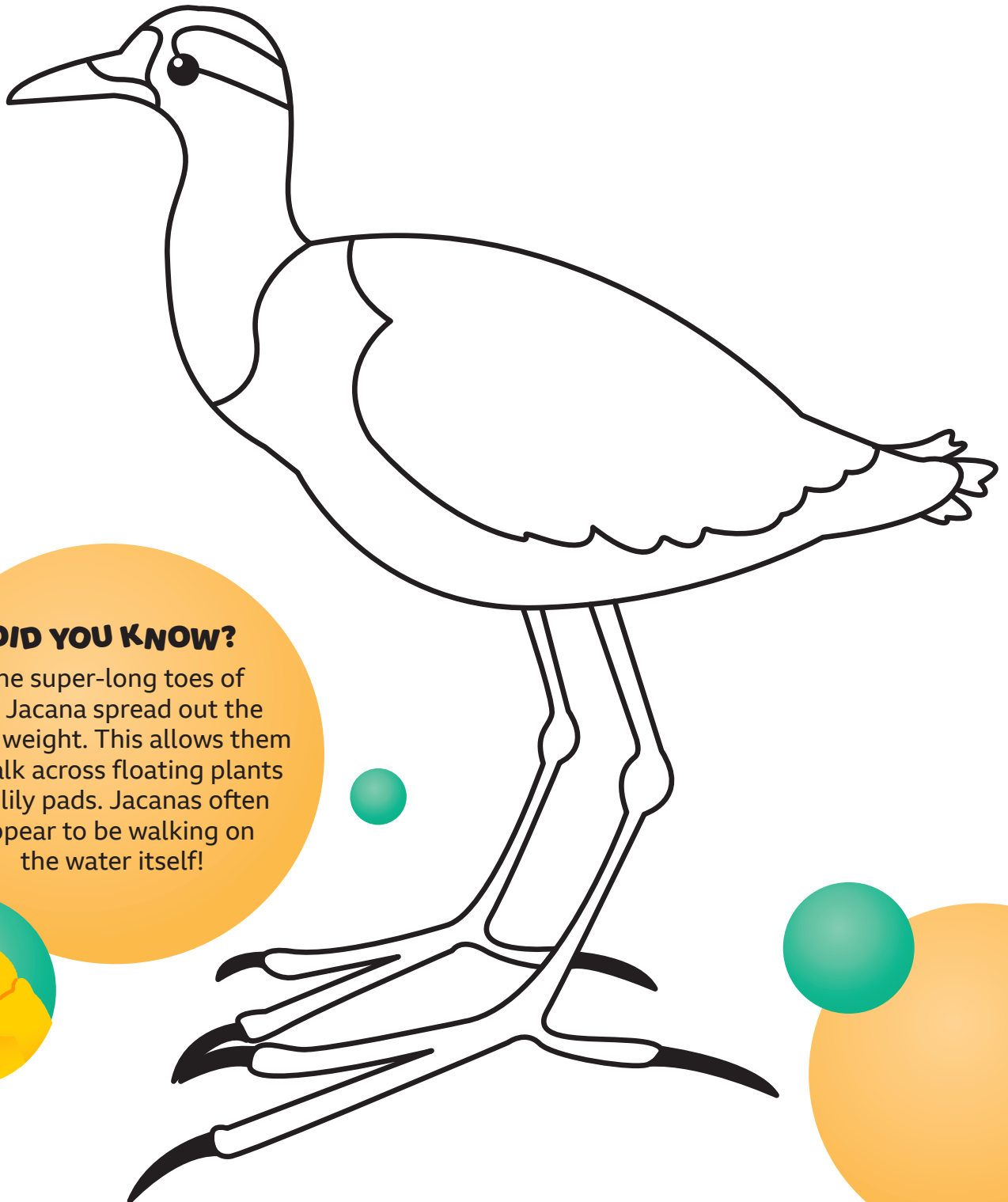
Teachers, head to the [BBC Children in Need](https://www.bbc.com/children-in-need) website to pull up a picture of this animal to help your pupils with their colouring.

JACANA

(also known as a Lily Trotter)

COLOUR ME IN!

Colour this image in and put it up on display for everyone to see.



DID YOU KNOW?

The super-long toes of the Jacana spread out the bird's weight. This allows them to walk across floating plants like lily pads. Jacanas often appear to be walking on the water itself!



Teachers, head to the [BBC Children in Need](https://www.bbc.com/children-in-need) website to pull up a picture of this animal to help your pupils with their colouring.

B B C


**CHILDREN
IN NEED**

**BECOME A
VOICE
FOR NATURE**

GREAT WHITE SHARK

COLOUR ME IN!

Colour this image in and put it up on display for everyone to see.



DID YOU KNOW?
A fully grown great white will often have up to **300 teeth** at any given time.



B B C

**CHILDREN
IN NEED**

**BECOME A
VOICE
FOR NATURE**

Teachers, head to the BBC Children in Need website to pull up a picture of this animal to help your pupils with their colouring.


MACAQUE

COLOUR ME IN!

Colour this image in and put it up on display for everyone to see.

DID YOU KNOW?

They have large cheek pouches which means they can carry around extra food.



B B C

**CHILDREN
IN NEED**

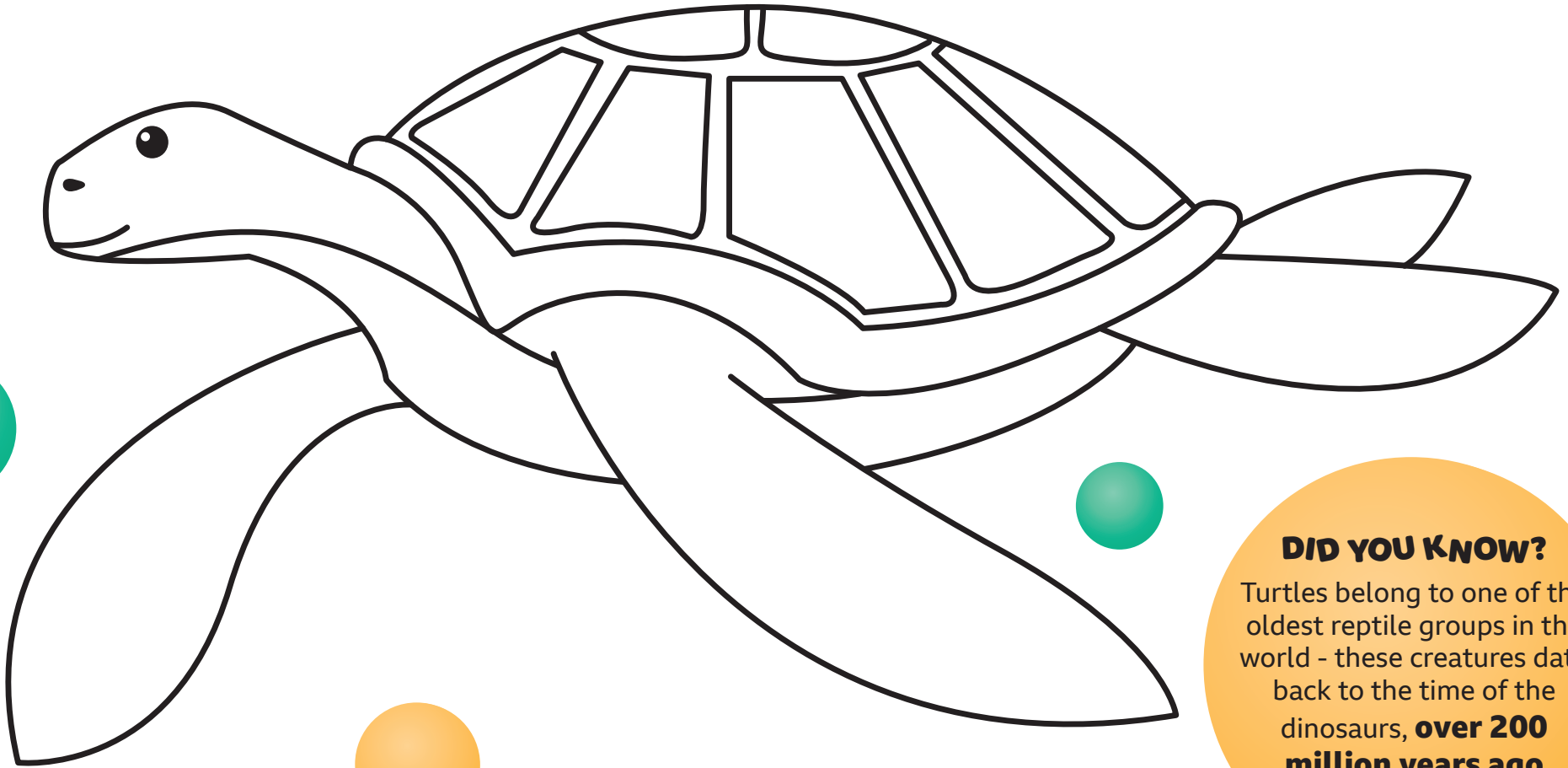
**BECOME A
VOICE
FOR NATURE**

Teachers, head to the [BBC Children in Need](https://www.bbc.com/children-in-need) website to pull up a picture of this animal to help your pupils with their colouring.

TURTLE

COLOUR ME IN!

Colour this image in and put it up on display for everyone to see.



DID YOU KNOW?

Turtles belong to one of the oldest reptile groups in the world - these creatures date back to the time of the dinosaurs, **over 200 million years ago**

WOAH!

Teachers, head to the [BBC Children in Need](https://www.bbc.com/children-in-need) website to pull up a picture of this animal to help your pupils with their colouring.

B B C

**CHILDREN
IN NEED**

BECOME A
VOICE
FOR NATURE



COLOUR ME IN!

Here is Pudsey with some of his animal friends. Colour them in and put them up on display for everyone to see.



BBC

**CHILDREN
IN NEED**

**BECOME A
VOICE
FOR NATURE**

PUDSEY GOES GREEN!

Give Pudsey a green makeover by decorating him with green leaves you've collected - or colour him in different shades of green - to help show his love for Earth Day and Become a Voice for Nature.



B B C

**CHILDREN
IN NEED**

**BECOME A
VOICE
FOR NATURE**

USE YOUR VOICE TO NARRATE PLANET EARTH III - TREEHOPPERS

Ever wondered what it would be like to narrate some of the incredible stories from Planet Earth III? We've added two of our favourite Planet Earth III video clips to the BBC Children in Need website or [click here to watch](#) and we'd love you to Become a Voice for Nature by narrating these yourselves!

We've removed Sir David Attenborough's famous voice from these clips, so when you press play use the subtitles and full script below to help you to re-voice these Planet Earth III stories.

Either have a go at narrating the whole clip yourself at home, or share out the lines below amongst your class and all take turns to Become a Voice for Nature!

BBC

**CHILDREN
IN NEED**

**BECOME A
VOICE
FOR NATURE**

- 1 In the Amazon, live many strange species.
- 2 This is a treehopper.
- 3 They not only have a bizarre appearance, but they also communicate in a remarkable way.
- 4 Vibrating their bodies, they send signals through the forest plants they live on.
- 5 And every sound has its own particular meaning.
- 6 This treehopper mother communicates with her young, encouraging them to stay together, so that she can protect them, for there are plenty here waiting to eat young treehoppers.
- 7 An assassin bug. Armed with piercing mouthparts and sticky front legs.
- 8 Capable of literally sucking the life out of her entire brood.
- 9 But she can't guard them all.
- 10 She needs help from friends in high places.
- 11 Bees.
- 12 They are very aggressive.
- 13 This is more than the assassin bug bargained for.
- 14 Mission accomplished. Her brood are safe.
- 15 The bees don't protect the treehoppers for free.
- 16 A little tickle on a treehopper's back, and they exude a sugary liquid, honeydew, a sweet reward for protecting them.
- 17 It's just one of the countless ways in which forest species work together.

USE YOUR VOICE TO NARRATE PLANET EARTH III - MACAQUES

Ever wondered what it would be like to narrate some of the incredible stories from Planet Earth III? We've added two of our favourite Planet Earth III video clips to the BBC Children in Need website or [click here to watch](#) and we'd love you to Become a Voice for Nature by narrating these yourselves!

We've removed Sir David Attenborough's famous voice from these clips, so when you press play use the subtitles and full script below to help you to re-voice these Planet Earth III stories.

Either have a go at narrating the whole clip yourself at home, or share out the lines below amongst your class and all take turns to Become a Voice for Nature!

- 1 These long-tailed macaques live in Bali.
- 2 Every morning, the troop heads for a building in the centre of their territory.
- 3 Tourists come here every day in crowds.
- 4 So the temple grounds are full of opportunities, if you know where to look.
- 5 There is a constant supply of hats and sunglasses.
- 6 But this harvest is not for eating... it's for bargaining.
- 7 Seems like a fair trade.
- 8 But there are greater rewards to be had... for those who know how to get them.
- 9 And this old male appears to be doing... very well.
- 10 He, and the other elders in this troop have both experience and knowledge.
- 11 They've been working the temple for over ten years and now concentrate on the big stuff.
- 12 No one wants to walk home with just one shoe.
- 13 And these old boys can't wait to get their hands on the latest tech.
- 14 The older males understand something the youngsters have yet to learn.
- 15 The art of the deal.
- 16 A banana? How dare you?
- 17 A bar of chocolate? That's better.
- 18 The real skill is in the negotiations.
- 19 The macaques are playing us at our own game.
- 20 They demand whatever they want.


B B C

**CHILDREN
IN NEED**

**BECOME A
VOICE
FOR NATURE**

A WINDOW TO NATURE

We'd all love to see a greener world from our window. Use this window outline to draw a landscape full of animals that would be wonderful to see.



Share your completed Window to Nature using our hashtag **#BecomeAVoiceForNature** this Earth Day, Monday 22nd April 2024.

B B C

**CHILDREN
IN NEED**

**BECOME A
VOICE
FOR NATURE**

PAINT BY NUMBERS MINDFULNESS ACTIVITY

Colour this image by matching the numbers to the colours.



BBC

**CHILDREN
IN NEED**

**BECOME A
VOICE
FOR NATURE**

PAINT BY NUMBERS MINDFULNESS ACTIVITY

Colour this image by matching the numbers to the colours.



BBC

**CHILDREN
IN NEED**

**BECOME A
VOICE
FOR NATURE**